



The **Capital Market Service Report** - April 2019



The April 2019
Nigerian Capital Market Service Report – Proshare

Issued: 06 May, 2019

Contents

📌 Executive Summary	03
📌 Innovations in the Market	06
📌 Funds and Investment Products in the Market	11
📌 Listings and De-Listings	12
📌 Initial Public Offer	12
📌 Hybrid Offer	12
📌 Rights Issues	12
📌 Memorandum Listings	12
📌 Mergers & Acquisitions	13
📌 Supplementary Listing	14
📌 Change of Names	14
📌 Capital Market Operators Capital Base Compliance	15
📌 ASeM Market Update	19
📌 Market Compliance	21
📌 Economic Indicators & Market Events	25
📌 Registrars' Website Review	26
📌 Quoted Companies Website Review/Social Media	28



EXECUTIVE SUMMARY

Nigerian Stock [Market](#) closed the month of April 2019 in red as NSEASI dipped further by **-6.06%** as against **-2.14%** loss recorded in the month of March 2019 while the NASD USI closed in green with **+0.06%** gain recorded at the end of the month under review as against **+3.07%** gain in March 2019.

On market development, regulation and investors protection, the Securities and Exchange Commission and [the Federal Competition and Consumer Protection Commission \(formerly Consumer Protection Council\) issued a joint advisory and guidance on mergers, acquisitions and other business combinations](#). Following the signing of the Federal Competition and Consumer Protection Act 2019 into law by President Muhammadu Buhari in January 2019, a role for the FCCPC is to review all mergers and other business combinations or arrangements to ensure that such combinations do not distort or impede the markets becomes effective.

Prior to the enactment of this Act, and transmutation of the Consumer Protection Council (CPC) to the FCCPC, merger reviews, including notifications were handled by the Securities and Exchange Commission (SEC) pursuant to the Investment and Securities Act (ISA).

The FMDQ Hosts Inaugural Meeting for Lagos Financial Centre for Sustainability, Commences Derivatives Market Training Series for Market Participants. Other activities around the FMDQ OTC market is the listing of the FGN latest Eurobonds and the Supporting of Climate Change Solutions and Sustainable Development as it admits the Pioneer Climate Bond Certified Green Bond to its Platform.

In this edition of **[The Nigerian Capital Market Service Report](#)**, we continue the updates of our data section with latest figures on Economic indicators & Upcoming Events in the market and economy. This is to ensure that we deliver a comprehensive capital market service report that helps cover and track innovations, developments as well as service issues in the market effectively.

In all, the **April 2019 SSS Quality Report** is a snapshot and aide memoire of developments in our market - tracking milestones that the investing public should be aware of. Do feel free to share your opinions/observations and feedback with us vide research@proshareng.com

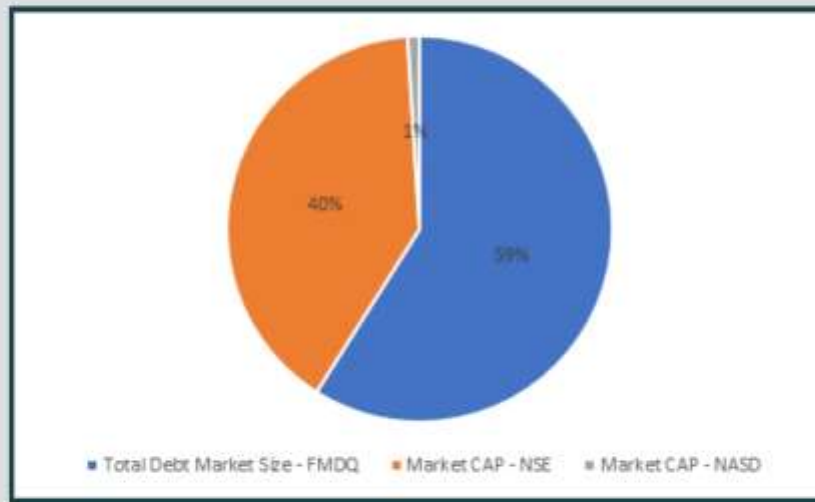
Thank you.

For: **Analyst Editorial Board**

Reshu BAGGA

CEO, The Analyst

CAPITAL MARKET CAP SIZE BY EXCHANGES AS AT END OF APRIL 2019



MARKET	MARKET SIZE
Total Debt Market Size - FMDQ	31,930,000,000,000.00
Market CAP - NSE	21,655,085,937,246.50
Market CAP - NASD	542,920,000,000.00

Source: NSE, FMDQ, NASD





This report presents a summary of observations, data and facts in and around services issues in the Nigerian Capital Market, viz;

- 📌 Investors' complaint
- 📌 Innovations in the market,
- 📌 New funds and investment products in the market
- 📌 New Listings and De-Listings
- 📌 Initial Public Offer
- 📌 Hybrid Offer
- 📌 Rights Issues
- 📌 Memorandum Listing
- 📌 Merger & Acquisition
- 📌 Supplementary Listing
- 📌 Change of Names
- 📌 Capital Market Operators and Capital Base Compliance
- 📌 ASeM Market update
- 📌 Market Compliance; and
- 📌 Registrars' website review
- 📌 Quoted Companies Website Review/Social Media

When strength matters
choose 3X

www.dangote.com





INNOVATIONS IN THE MARKET

A quick run through of innovations in the market at the end of August 2017 shows that the brokers' community continue to witness and record innovations in stock trading, while innovative updates from SEC and NSE also improved slightly as against previous editions data.

SEC

1. SEC, NIPC Collaborate to Attract Investors
2. SEC Notifies Issuers and Issuing Houses On Changes To Filing Of Consent Letters And Executed Offer Documents
3. SEC Extends Deadline On Issuance Of Dividend Warrants And Free E-Dividend Registration Exercise To December 31st 2019

NSE

1. NSE CEO Reviews 2018 Market Performance and Gives Outlook for 2019
2. NSE Organizes Fixed Income Trading Workshop to Enhance Capacity of Dealing Members.
3. NSE Commemorates 2019 Global Money Week

NSE: Default Filings and Penalties

The Nigerian Stock Exchange has so far earned N421.6 million in 2018 as penalty paid by issuers on default filings on their financials.

2018 DEFAULT FILINGS			
AUDITED ACCOUNTS DEFAULT FILINGS			
S/NO	NAME OF COMPANIES	FISCAL YEAR	PENALTY (N)
1	Abbey Mortgage Bank Plc	Audited 2017	700,000.00
2	Academy Press Plc	Audited 2017	35,000,000.00
3	AG Leventis Plc	Audited 2017	2,700,000.00
4	Conoil Plc	Audited 2017	5,900,000.00
5	Diamond Bank Plc	Audited 2017	3,800,000.00
6	Diamond Bank Plc	Q1 2018	1,100,000.00
7	Equity Assurance Plc	Audited 2017	2,400,000.00
8	FBN Holdings Plc	Audited 2017	2,100,000.00
9	FCMB Group Plc	Audited 2017	100,000.00
10	Fidelity Bank Plc	Audited 2017	2,700,000.00
11	Great Nigeria Insurance Plc	Audited 2017	6,600,000.00
12	Great Nigeria Insurance Plc	Q1 2018	3,700,000.00

The April 2019 Nigerian Capital Market Service Report

13	International Breweries Plc	Audited 2017	100,000.00
14	Linkage Assurance Plc	Audited 2017	3,500,000.00
15	Meyer Plc	Audited 2017	2,100,000.00
16	Mutual Benefit Assurance Plc	Audited 2017	3,800,000.00
17	Mutual Benefit Assurance Plc	Q1 2018	1,600,000.00
18	Niger Insurance Plc	Audited 2017	8,500,000.00
19	Niger Insurance Plc	Q1 2018	5,800,000.00
20	Presco Plc	Audited 2017	1,000,000.00
21	Presco Plc	Q1 2018	300,000.00
22	Royal Exchange Plc	Audited 2017	1,800,000.00
23	Royal Exchange Plc	Q1 2018	7,900,000.00
24	Sovereign Trust Insurance Plc	Audited 2017	2,100,000.00
25	Sterling Bank Plc	Audited 2017	1,300,000.00
26	Union Bank Plc	Audited 2017	3,700,000.00
27	Union Bank Plc	Q1 2018	1,000,000.00
28	Vitafoam Nigeria Plc	Audited 2017	800,000.00
29	Wema Bank Plc	Audited 2017	800,000.00
30	Universal Insurance Plc	Audited 2017	10,600,000.00
31	Universal Insurance Plc	Q1 2018	8,700,000.00
32	Universal Insurance Plc	Half Year 2018	200,000.00
33	Veritas Kapital Assurance Plc	Audited 2017	16,100,000.00
34	Conoil Plc	Q1 2018	10,600,000.00
35	Conoil Plc	Half Year 2018	800,000.00
36	Veritas Kapital Assurance Plc	Q1 2018	10,400,000.00
37	Veritas Kapital Assurance Plc	Half Year 2018	800,000.00
38	Cornerstone Insurance Plc	Audited 2017	16,500,000.00
39	Cornerstone Insurance Plc	Q1 2018	10,800,000.00
40	Standard Alliance Insurance Plc	Audited 2017	13,900,000.00
41	Standard Alliance Insurance Plc	Q1 2018	14,800,000.00
42	PZ Plc	Audited 2018	200,000.00
43	Fidelity Bank Plc	Audited Half Year 2018	2,800,000.00
44	Union Dicon Salt Plc	Q1 2018	23,600,000.00
45	Union Dicon Salt Plc	Half Year 2018	7,200,000.00
46	Thomas Wyatt Nigeria Plc	Audited 2018	1,000,000.00
47	Unity Bank Plc	Audited 2017	40,700,000.00
48	Unity Bank Plc	Q1 2018	29,600,000.00
49	Unity Bank Plc	Half Year 2018	9,800,000.00
50	Unity Bank Plc	Q3 2018	200,000.00
51	FTN Cocoa Processors Plc	Audited 2017	39,900,000.00
52	FTN Cocoa Processors Plc	Q1 2018	29,000,000.00

The April 2019 Nigerian Capital Market Service Report

53	FTN Cocoa Processors Plc	Half Year 2018	9,800,000.00
54	Medview Airline Plc	Q3 2018	700,000.00
	Total		421,600,000.00

Source: NSE X-Compliance Report

Disclosure Violations

Every listed company is required to provide The Exchange with timely information to enable it efficiently perform its function of maintaining an orderly market. In accordance with the provisions of **Appendix 111 of the Listing Rules**, quoted companies are required to obtain prior written approval from The Exchange before publications that affect shareholders' interest are made in the media.

In addition, companies are also required to disclose material information to The Exchange and publish some of that information in their Annual Reports.

The companies listed in Schedules five and six breached these provisions of the Listing Rules and were sanctioned accordingly. The Exchange applied the sanctions prescribed in Rules and the companies have discharged their financial obligations.

PUBLICATION WITHOUT NSE'S PRIOR WRITTEN APPROVAL IN 2019			
	NAME OF COMPANIES	NATURE OF PUBLICATION	Sanctions (N)
1	First Aluminium Nigeria Plc	Non-dispatch of the Notice of AGM and Annual Reports to shareholders twenty-one (21) days before the date of the meeting	476,280.00
2	Access Bank Plc	Non-disclosure of resolutions passed at Board Meeting	4,410,000.00
3	Diamond Bank Plc	Non-disclosure of resolutions passed at Board Meeting	3,234,000.00

Source: NSE X-Compliance Report

Proshare

In February 2016, Proshare launched a new version of its website Proshare 10.0. Other innovations brought to fore include:

1. The Launch of the The Analyst – dedicated data, research and report hub
2. Compliance with NSE Data use/Subscription
3. Launch of the dedicated “The Nigerian Investor” weekly TV program
4. Repackaging of the “Share Support Services”
5. Upgrade of ProshareLite

The April 2019 Nigerian Capital Market Service Report

6. Upgrade and Launch of TheAnalyst 2.0
7. Proshare 7.0
8. Nigeria 2015 Election and Markets Tracker
9. 100 days of Buhari's Administration
10. Proshare 10.0
11. Singing of Market coverage agreement with NASD Plc
12. FMDQ Collaboration on its market coverage
13. Migration of Economy and Politics to Proshare main hub; and
14. Migration of WebTV

TheAnalyst 2.0 Live site was launched for subscribers on September 24, 2014. This is put together to help make content more discoverable, flexible and customizable, as the platform include below features on a real time basis;

- 📌 Bid & Offer Prices/
- 📌 Real-time stock quotes,
- 📌 Real Time Gainers / Losers list
- 📌 Top 10 Turnover
- 📌 Scrolling Tickers

After the official launch of the [TheAnalyst](#) platform, the investment site has continued to witness further improvements as new technical reports are now available on the site.

Recently introduced reports on *TheAnalyst and Prosharelite* are;

- 📌 Technical analysis reports on individual quoted firms with charts. It guides investors on when to BUY while protective stop loss limit is also available for investors' guidance.
- 📌 Personal finance series on Prosharelite platform which guide beginners and other type of prospective investors on how to start investing.
- 📌 NSE Live data feed.

Other initiatives coming soon on [TheAnalyst](#) are;

- 📌 Ask The Analyst – This is where enquiry on complaints can be made
- 📌 Online research portal – It will house research reports from various analysts for subscribers to buy.
- 📌 Video Advert: This will be a description on how to use TheAnalyst platform; and

[TheAnalyst Incorporates New Technical Reports for Informed Investment Decision, - TNI Q3/E3](#)

Brokers/Dealing Firms

The April 2019 Nigerian Capital Market Service Report

In November 2016, Cordros Capital announced a service called CordrosChase which is meant to help people track, retrieve and reconcile all their outstanding benefits

In April 2016, Stanbic IBTC Stockbrokers Ltd launched its online trading platform, Stanbic IBTC e-Trade.

In January 2016, Cordros Capital introduced its online stockbroking trading platform, Cordros TradeButton.

Thus the overall new products in the market so far include/are:

1. Meritrade, Meriboss
2. LeadTrader
3. InvestNow.NG
4. MorganCapital i-Trade
5. Bancorp e-Trade
6. Equities Backed Liquidity Service
7. CSL InterSwitch Payment Solution
8. Afrinvestor
9. EasyTrade
10. Cashcraft STP
11. Mytradebook
12. WSTC eTrader
13. APTeTrade
14. LeadTrader Mobile APP
15. GTI On-line Trader
16. TRW E-Trader
17. Cordros TradeButton
18. MeriFX
19. Stanbic IBTC e-Trade
20. CordrosChase
21. Arthur Stevens Asset Management – Value Added Services
22. ASAM eTrade
- 23.

Taking a day at a time? Stay ahead with
Proshare Mobile App





FUNDS AND INVESTMENT PRODUCTS IN THE MARKET

May 9, 2014 fund data still remain the latest data available on mutual funds, as **UPDC Real Estate Investment Fund** currently has the highest Net Asset Value of **N28.06bn**, closely followed by *Stanbic IBTC* and *FBN Money Market Fund*. Click below link for details.

[Net Asset Value and Unit Price As At May 9th 2014](#)

In the last edition of The Capital Market Service Report published, it was discovered that there was an error in the SEC data we published. This has been corrected and a notification has been sent to the commission to notify them of the error.

Investment Products

Vetiva Griffin 30 ETF: This [ETF](#) product was listed in March 2014. It is an open-ended Exchange Traded Fund managed by Vetiva Fund Managers Limited, designed to track the performance of the constituent companies of the NSE 30 Index and to replicate the price and yield performance of the Index.

This [ETF redeemed](#) a total of 5,000,000 units of the securities surrendered by unit holders on the 16th of July, 2014. By this action the total units of the ETF now stood at 149,400,000.

Recently, it also [declared an interim distribution](#) of 12 kobo per unit to all Unit holders whose names are in the register of members at the close of business on Monday 10 August 2015 while the payment date was fixed for Thursday 13 August 2015.

In October 2015, Vetiva Fund Managers Ltd lists three new ETFs and they include Vetiva Banking Exchange Traded Fund, Vetiva Consumer Goods Exchange Traded Fund and Vetiva Industrials Exchange Traded Fund.

Lotus Halal Equity ETF: 62,000,000 units of Lotus Halal Equity ETF, an Exchange Traded Fund (ETF) were admitted to trade on the Exchange on Friday, November 14, 2014 at N10.06.

Stanbic IBTC ETF 30: Stanbic IBTC Asset Management Limited on Tuesday 30th December, 2014 listed 11.447 million units of the Stanbic IBTC Exchange Traded Fund 30 for trading on the Nigerian Stock Exchange. The new listing represents the last to be recorded in 2014.



LISTINGS AND DE-LISTINGS

Delisting(s)

On Jan 25th, 2019 NSE delisted GNI Plc from the Daily Official List.



Interpreting Data for Intelligent
Decision Making

pru share
ECONOMY

New Listing(s)

In April 2019, we had 1 new listing.

1. SAHCOL Plc

Initial Public Offer

SAHCO Plc **Initial Public Offering** by way of an Offer for sale of 406,074,000 Units at N4.65 each. The Offer opens on Monday, 12th November 2018 and closes Wednesday, 19 December 2018.

Hybrid Offer

Unity Bank Plc is the only firm that has done hybrid offer in the Nigerian Capital Market in 2014 with **Rights Issue** of 38,446,689,710 ordinary shares of 50k each at N0.50 per share and **special Placing** of 40,000,000,000 ordinary shares each at N0.50 per share.

Rights Issue

So far in 2019, the following companies have indicated plans to engage the market via Rights Issues.

1. Fidson Healthcare Plc

Memorandum Listing(s)

A total of 6,111,000 units at \$1 per unit of Legacy USD Bond Fund were listed as

Memorandum Listing at the Exchange on April 23rd , 2018.

Mergers & Acquisitions

The merger between Access Bank and Diamond Bank Plc is ongoing. This is expected to be finalised in H1 2019

On 27th November 2015, NSE in its weekly report stated that [GTL Registrars](#) has notified of change of name of “Citadel Registrars Limited” to “GTL Registrars Limited” following the “no objection” approval by the Securities and Exchange Commission in respect of the scheme of external restructuring between Citadel Registrars Limited and GTL Registrars Limited.

According to the Company, the process of full integration of the two businesses is presently being consummated and requested that all matters regarding the stocks being hitherto managed by Citadel Registrars be forwarded to GTL Registrars Limited.

The SEC on 29th Sept 2015 released the list of 12 CMOs processing merger and they are;

S/N	Firm	Function
1.	BYTOFEL TRUST AND INVESTMENT LTD	Broker/Dealer
2.	COVENANT SECURITIES & ASSET MANAGEMENT LTD	Broker/Dealer
3.	CRADLE TRUST FINANCE & SECURITIES LTD	Broker/Dealer
4.	CROWN CAPITAL LTD	Broker/Dealer
5.	DSU BROKERAGE SERVICES LTD	Broker/Dealer, Corporate Investment Adviser
6.	ENTERPRISE STOCKBROKERS PLC	Broker/Dealer
7.	EXCEL SECURITIES LTD	Broker/Dealer
8.	FIRST STOCKBROKERS LTD	Broker/Dealer
9.	PML SECURITIES LTD	Broker/Dealer
10.	SUMMA GUARANTY & TRUST COMPANY LTD	Issuing House, Broker/Dealer
11.	VISION TRUST & INVESTMENT LTD	Broker/Dealer
12.	STRAND CAPITAL PARTNERS LTD	Issuing House, Fund/Portfolio Manager

Source: SEC

Greenwich Securities Limited has on behalf of its clients, notified The Nigerian Stock Exchange of the proposed [Scheme of Merger between Vitafoam Nigeria Plc and Vono Product Plc.](#)

The April 2019 Nigerian Capital Market Service Report

According to Greenwich Securities Limited, **Vitafoam Nigeria Plc currently holds 47.5% in Vono Product Plc**. Both companies seek to combine their business operations to ensure business efficiency. In this regard, an application shall be filed with the Securities and Exchange Commission (SEC).

The market will be updated on the progress of the proposed Scheme of Merger in due course

Supplementary Listing(s)

Supplementary Listing in 2019		
Company	Additional Shares	Reason
May & Baker Nigeria Plc	745,234,886	Supplementary: Rights Issue of 980,000,000 ordinary shares of 50 kobo each at N2.50 per share on the basis of 1 new ordinary share for every 1 ordinary share held as at 4 September 2018. (The issue was 76.04% successful)
Consolidated Hallmark Insurance Plc	1,130,000,000	Private placement of 1,130,000,000 ordinary shares of No.50 each to Niger Delta Exploration & Production Plc at No.65 per share
Lafarge Africa Plc	7,434,367,256	The additional shares listed arose from Lafarge's Rights Issue of 7,434,367,256 ordinary shares of 50 kobo each at N12 per share on the basis of 6 new ordinary shares for every 7 ordinary shares held as at 4 December 2018.
Access Bank Plc	6,617,253,991	Listing of 6,617,253,991 ordinary shares of 50 Kobo each resulting from a Scheme of Merger between Access Bank Plc and Diamond Bank Plc
<i>Source: NSE/TheAnalyst</i>		

Change of Name(s)

DN Meyer Plc changed its name to Meyer Plc sequel to the resolution passed by the shareholders of the company at its Annual General Meetings held on Friday 1 July, 2016.

The April 2019 Nigerian Capital Market Service Report

Sequel to the directive by the Central Bank of Nigeria on divestment of Bank's subsidiaries, the name of the [Sterling Registrars Limited](#) and Logo was changed as to [Pace Registrars](#) Limited. The firm requested that communications should be referred by the name of PACE REGISTRARS LIMITED henceforth while all former documents remain valid.

[GTL Registrars](#) has notified of change of name of "Citadel Registrars Limited" to "GTL Registrars Limited" following the "no objection" approval by the Securities and Exchange Commission in respect of the scheme of external restructuring between Citadel Registrars Limited and GTL Registrars Limited.

Marina Securities Stockbroking Services a Dealing Member Firm of The Exchange has notified of the change of its name from Marina Securities Stockbroking Services Limited to CORONATION SECURITIES LIMITED

First Registrars Nigeria Ltd has changed its corporate name to First Registrars and Investor Service Limited. The firm has said that its new corporate brand identity will bring about improved customer service delivery.

Sequel to the resolution passed at its Extraordinary General Meeting held on 9 September 2014, Union Registrars Limited notified The Nigerian Stock Exchange that it has changed its name to GTL Registrars Limited.

This follows the divestment of Union Bank of Nigeria Plc, the erstwhile parent company of Union Registrars Limited. The company states that its registered address remains No. 2 Burma Road Apapa Lagos while its website address has changed to www.gtlregistrars.com.

Capital Market Operators Capital Base Compliance

On January 4th 2016, the Securities and Exchange Commission published the list of [qualified CMOs](#) after its verification exercise. The full list can be [viewed here](#)



Update on FMDQ OTC Market

The April 2019 Nigerian Capital Market Service Report

In January 2019, The FMDQ Admitted Sterling Investment Management SPV PLC ₦32.90 billion Bond to its Platform while Eterna PLC Raised Capital in the Commercial Papers Market. Present its 2018 Highlights and Outlook for 2019.

Exchange Traded Funds (ETFs)

Stanbic IBTC ETF 30 has been listed on 30th December, 2014

Stanbic IBTC Asset Management Limited has concluded arrangements to float the Stanbic IBTC ETF 30 ("the Fund"), which opens on Monday, September 15, 2014 and closes on Wednesday, October 15, 2014. The deal is to issue 10,000,000 units of the Fund of N100 each at par (the "Offer").

Lotus Halal Equity ETF. 100,000,000 Units of Lotus Halal Equity ETF was offered at an indicative unit price equal to 1/200 of the value of the NSE-Lotus Islamic Index on the day the preceding Offer Subscription Initial Subscription Minimum of 200,000 units (i.e. a Basket of Lotus Halal Equity ETF) for cash subscription.

The Lotus Halal Equity Exchange Traded Fund LHE ETF is an open-ended fund that is intended to track the performance of the NSE-Lotus Islamic Index (NSE-LII).

On 21st Oct, 2015, three new ETFs issued by Vetiva Capital Management Limited were listed and admitted to trade at the Exchange. The newly listed ETFs are Vetiva Banking ETF, Consumer Goods ETF and Industrial ETF.

Companies Slated for Restructuring

The companies listed below are slated for restructuring for various reasons stated against them.

DELISTING IN PROCESS			
1	Deap Capital Management Plc	DIP	QCN has approved the Company to be placed on delisting watch-list subject to filing Quarterly Compliance Report
2	Evans Medical Plc	DIP	QCN has approved the Company to be placed on delisting watch-list subject to filing Quarterly Compliance Report
3	Tourist Company of Nigeria Plc	DIP	QCN has approved the Company to be placed on delisting watch-list subject to filing Quarterly Compliance Report
4	Newrest ASL Nigeria Plc	DIP	The Company's application for a voluntary Delisting was approved by Management.
5	DN Tyre & Rubber Plc	DIP	QCN has approved the Company to be placed on delisting watch-list subject to filing Quarterly Compliance Report
<i>Source: NSE X-Compliance Report</i>			

The April 2019 Nigerian Capital Market Service Report

RESTRUCTURING			
1	Union Dicon Salt Plc	MRS	The Company has obtained NSE's approval to restructure.
2	Anino International Plc	MRS	The Company has obtained NSE's approval to restructure.
3	Goldlink Insurance Plc	MRS	The Company has obtained NSE's approval to restructure.
4	Thomas Wyatt Nig Plc	MRS	The Company has obtained NSE's approval to restructure.
5	Nigeria German Chemicals Plc	MRS	The Company has obtained NSE's approval to restructure.
6	Golden Guinea Breweries Plc	MRS	The Company has obtained NSE's approval to restructure.
7	Union Homes Savings & Loans Plc	RST	QCN has approved the Company to be placed on delisting watch-list subject to filing Quarterly Compliance Report
8	Aso Savings & Loans Plc	RST	QCN has approved the Company to be placed on delisting watch-list subject to filing Quarterly Compliance Report
9	FTN Cocoa Plc	RST	The Company has obtained NSE's approval to restructure.
10	International Energy Insurance Company Plc	RST	QCN has approved the Company to be placed on delisting watch-list subject to filing Quarterly Compliance Report
<i>Source: NSE X-Compliance Report</i>			

Free Float Deficiencies

Companies listed on The Exchange must maintain a minimum free float for the set standards under which they are listed in order to ensure that there is an orderly and liquid market in their securities.

The free float requirement for companies on the Main Board is 20% and 15% for ASEM companies. The Exchange has identified three companies that have free float deficiencies.

These companies applied for waivers from the Quotations Committee of Management specifically provided compliance plans with tentative timelines to support their requests.

The Quotations Committee of Management considered and approved an extended timeframe for the companies to regain compliance with the listing requirement. The companies are however required to also provide quarterly disclosure reports to The Exchange detailing their level of implementation of the compliance plans.

The names of the companies in this category are contained in the table below.

The April 2019 Nigerian Capital Market Service Report

COMPANIES WITH FREE FLOAT DEFICIENCIES			
Issuer	% of Free Float	CSI	Compliance Due Date
A.G. Leventis Plc	11.64	BMF	19th Oct, 2020
Capital Hotel Plc	2.99	BLS	31st Oct, 2017
Caverton Offshore Support Group Plc.	17.3	BLS	31st Oct, 2017
Champion Breweries Plc.	17.17	BLS	31st Mar, 2017
Ekocorp Plc	11.84	BMF	31st Oct, 2017
E-Tranzact International Plc	10.06	BLS	17th May, 2019
Infinity Trust Mortgage Plc	3.5	BLS	17th May, 2021
Interlink Technology Plc	14.5	BLS	14th October 2017
The Tourist Company of Nigeria Plc	3.58	DIP	NA
Transcorp Hotels Plc	6.00	BLS	18th May, 2020
Union Bank of Nigeria Plc	14.94	BLS	18th May, 2020
Portland Paints & Products Nigeria Plc	14.57	BLS	NA
Global Spectrum Energy Services Plc	7.01	BLS	NA
CWG Plc	15.97	BLS	NA
Aluminium Extrusion Plc	17.73	BLS	NA
Union Dicon Salt Plc	18.00	BLS	NA
Austin Laz & Company Plc	5.51	BLS	NA
Notore Chemical Industries Plc	10.02	BLS	NA
Medview Airline Plc	14.16	BLS	NA
Newrest ASL Nigeria Plc	18.24	DIP	NA
Skyway Aviation Handling Company Plc	19.39	BLS	Oct, 2019

Source: NSE X-Compliance Report



Small but thriving ahead of the
Curve with **Proshare MSME**
keeping me informed

proshare
MSME



ASEM MARKET UPDATE

Market activities in the Alternative Securities Market (ASeM) recorded an improvement in November 2014 as the alternative board witnessed and attracted a new listing as Omoluabi Savings and Loans Plc joins the league of companies on the board.

The Alternative Securities Market (ASeM) which was launched in April 2013 for emerging businesses with high growth potential has less stringent and flexible listing requirements set for admission.

The ASeM market currently has nine (9) companies listed in the sector with its Market CAP currently standing at N7.75bn. The [NSE AseM Index](#) has recorded **+1.86%** gain so far as at 30th April, 2019.

Two of the companies, ADSWITCH and ROKANA, were delisted in May 2016 to bring the number down to nine from eleven.

On 25th October, 2016, a new company was listed under the ASEM Board, The Initiates Plc to bring the number of listed firms in ASEM to ten (10).

On 1st December, 2016. Navitus Energy was delisted from the ASEM Board.

AFRIK was delisted in April 2018 to bring the number of listed stocks on ASEM Board down to nine from ten.

Symbol	Listing Date	31-Dec-18	Current Value	YTD% Change	Quantity on Issue	Market Cap
OMOMORBANK	04-Nov-14	0.58	0.58	0.00%	5,000,000,000	2,900,000,000.00
ANINO	1st Feb, 1990	0.25	0.25	0.00%	24,200,000	6,050,000.00
CAPOIL	May, 1990	0.23	0.23	0.00%	5,857,548,000	1,347,236,040.00
CHELLARAM	18th Apr, 1977	3.08	3.08	0.00%	722,925,000	2,226,609,000.00
INITSPCL	25th Oct, 2016	0.67	0.8	19.40%	889,981,552	711,985,241.60
JULI	2nd Nov, 1986	1.67	1.67	0.00%	199,905,004	333,841,356.68
MCNICHOLS	18th Dec, 2009	0.47	0.55	17.02%	326,700,000	179,685,000.00
RAKUNITY	21st Mar, 1989	0.4	0.4	0.00%	56,624,533	22,649,813.20
SMURFIT	26th July, 1992	0.44	0.44	0.00%	45,000,000	19,800,000.00
ASeM Total						7,747,856,451.48
AseM Index						
31-Dec-18				793.81		1.86%
30-Apr-19				808.61		

[VIDEO: ASEM LAUNCH](#)

Source: *TheAnalyst/NSE*

The April 2019 Nigerian Capital Market Service Report

I Click And I Know Things



ATM Locator

Download Now:
UBA Mobile Banking

Download on the App Store | Get it on Google Play





MARKET COMPLIANCE

A. Returns to NSE

According to the latest NSE X-Compliance Report as at Friday April 26, 2019.

Q1 2019 Results: 124 firms (5%) have filed their Q1 results while 95% defaulted.

Various quoted companies results performances can be viewed on the www.theanalystng.com platform. See links below:

- [Results Screeners](#)
- [Performance Comparison](#)
- [Peer Comparison](#)
- [Valuation Statistics](#)



Previous Capital Market Service Reports

1. [Service levels in Nigeria's Capital Market is improving – May' 14 SSS Report](#)
2. [Service Delivery Propelled by Innovations in the NCM – Jun' 14 SSS Report](#)
3. [Nigerian Capital Market Witnesses Minimal Market Activities – Jul' 14 SSS Report](#)

The April 2019 Nigerian Capital Market Service Report

4. [Continuous improvement in the market sustained amidst regulatory breeze – Aug' 14 SSS Report](#)
5. [Independent Voice Setting the Market Straight- Sep'14 SSS Report](#)
6. [Unceasing Slow Progress Despite Negative Sentiment – Oct' 14 SSS Report](#)
7. [The Imminent Re-Capitalization, Master Plan and the Emerging Structure – Nov '14 SSS Report](#)
8. [The Nigerian Capital Market – 2014 in Retrospect – Dec '14 SSS Report](#)
9. [Slow Progress Amidst Economic Uncertainties - Jan '15 SSS Report](#)
10. [Regulatory Anticipation and Action Towards Improvement – Feb '15 SSS Report](#)
11. [Market Performance grows in March on pre-election rally– Mar '15 SSS Report](#)
12. [Positive Trend Continues After General Elections – April '15 SSS Report](#)
13. [Market Records Low Activities; Optimistic as New Government Takes Over – May '15 SSS Report](#)
14. [Market Maintains Negative Sentiment; SEC Reverberates Re-capitalization Deadline – Jun '15 SSS Report](#)
15. [Market Records Significant Positivity; New e-dividend Management System Launched–Jul '15 SSS Report](#)
16. [Market Witnesses Another Landmark as NSE Launches Premium Board – A Bovespa Concept–Aug '15 SSS Report](#)
17. [Market Records Improved Optimism as CMOs Re-capitalization Process Winds Down –Sep '15 SSS Report](#)
18. [Market Closes in Red as Stakeholders Explore Options for the Capital Market –Oct '15 SSS Report](#)
19. [Market Sustains Negative Sentiment as Direct Cash Settlement System Sets for Market Debut – Nov '15 SSS Report](#)
20. [Year-end Review: NSEASI Closes Year 2015 with -17.36% Loss – Dec'15 SSS Report](#)
21. [Market Sustains Negative Sentiment Amidst Continuous Sell-Off as Outlooks Project Bleak 2016– Jan'16 SSS Report](#)
22. [NSEASI Records Marginal Improvement in February 2016; Proshare Launches a New and Robust Website - Feb '16 SSS Report](#)
23. [Market Maintains Positive stance in March 2016; MERIFX Diversifies Market - March '16 SSS Report](#)
24. [Market Braces Up for Improved Liquidity in African Financial Markets - April '16 SSS Report](#)
25. [Stock Market Closes July Downtick; Retracts by -5.36% - July '16 SSS Report](#)
26. [Stock Market Retracts to Close Positive; Proshare Economy is Launched - Sep -16 SSS Report](#)
27. [Proshare Collaborates with FMDQ; Completes Financial Market Coverage - Oct '16 SSS Report](#)
28. [Market Sustains Negative Sentiment in November; Proshare Migrates WebTV to its Main Hub -Nov '16 SSS](#)
29. [NSE Records First New Listing in 2017; Proshare Launches Mobile APP - Jan '17 SSS Report](#)
30. [NSE Witnesses Second New Listing in 2017; Market Sustains Downtrend - Feb '17 SSS Report](#)

The April 2019 Nigerian Capital Market Service Report

31. [Market Ends Q1'17 Bearish as NSE Lists FGN Savings Bonds Series 1- Mar '17 SSS Report](#)
32. [Autonomous FX Fixing Goes Live on FMDQ as CBN Launches NEW FX Window](#)
33. [Market Closes May Stronger as FMDQ Commences Publication of Weekly Turnover in I & E FX Window](#)
34. [FMDQ Launches Process for Onboarding of FX Corporate Clients as Market Ends Q2'17 Green](#)
35. [FMDQ Lists Pioneer Infrastructure Debt Fund as SEC Directs CMOs and PLCs to Comply With VAIDS](#)
36. [FMDQ Launches Investor Protection Fund as SEC Issues Final Directives to CMOs on Reg Info Update](#)
37. [Market Ends Q3'17 With 7.01% Gain as FMDQ Approves Registration of Wema Bank N50bn Commercial Paper](#)
38. [Lafarge and FCMB Register CP Programmes on FMDQ; Market Resumes Uptrend With 3.50% Gain in October](#)
39. [FMDQ Clocks 4 Yrs in Operation as Dufil Prima Foods Plc Lists its N10bn Fixed Rate Bond](#)
40. [NSEASI Closes Jan 2018 Positive as New Par Value Rule Takes Effect; FMDQ Achieves N142trn Turnover](#)
41. [Stock Market Closes Lower in February 2018; FMDQ Admits 7-Year FGN Roads Sukuk to its Platform](#)
42. [Market End Q1 2018 Green as FMDQ Admits N3.15bn LAPO MFB SPV PLC Bond to its Platform](#)
43. [Market Closes April 2018 Red as SEC Publishes Report for Enhancing Commodities Trading Ecosystem](#)
44. [May 2018 SSS Quality Report: Equities Market Closes Red as NSE Proposes Growth Board Listing Rules](#)
45. [Stock Market Closes Q2 2018 in Red; FMDQ Unveils Clearing Infrastructure](#)
46. [The July 2018 Nigerian Capital Market Service Report - Proshare](#)
47. [The August 2018 Nigerian Capital Market Service Report – Proshare](#)
48. [The September 2018 Nigerian Capital Market Service Report – Proshare](#)
49. [The October 2018 Nigerian Capital Market Service Report – Proshare](#)
50. [The November 2018 Nigerian Capital Market Service Report – Proshare](#)
51. [The January 2019 Nigerian Capital Market Service Report – Proshare](#)
52. [The February 2019 Nigerian Capital Market Service Report – Proshare](#)
53. [The March 2019 Nigerian Capital Market Service Report – Proshare](#)



Nigeria's No 1 Business, News, Analysis and **Financial Information Hub**

M: 0700PROSHARE T: 01-454 3811
E: info@proshareng.com W: www.proshareng.com
@proshare f ProshareNG in Proshare

proshare



ECONOMIC INDICATORS & MARKET EVENTS

Economic Indicators		
Indicator	Period	Figure
MPR (%)	Mar, 2019	13.5%
CRR Public (%)	Mar, 2019	22.5%
CRR Private (%)	Mar, 2019	22.5%
Liquidity Ratio (%)	Mar, 2019	30%
Foreign Reserves (\$'bn)	30-Apr-19	44,792,305,640
GDP	Q4 2018	+2.38%
Exchange Rate (\$=Naira)	30-Apr-19	306.95
Parallel Market	30-Apr-19	360.00
NSE ASI (YTD)	30-Apr-19	-7.22%
CPI (Inflation)	Mar, 2019	11.25%
<i>Source: NBS, NSE, CBN</i>		

Faster. Easier. Better. New online banking from Ecobank

What's new?

Better online banking is on Ecobank_on

Find out more ->

Ecobank
The Pan African Bank



REGISTRARS' WEBSITE/APP

A review of the seventeen (17) websites of Registrars opened to the public was conducted to determine the service variables and the outcomes are as contained in the table below.

Registrars Website Review				
Registrars	Functional Website		Functional Contact Details	
	D/Loadable Forms	e-Products	Phone	E-mail
African Prudentials Registrars	Yes	Yes	Yes	Yes
First Registrars	Yes	Yes	Yes	Yes
Zenith Registrars	Yes	No	Yes	Yes
City Securities	Yes	No	Yes	No
Meristem Registrars	Yes	Yes	Yes	Yes
Datamax Registrars	Yes	Yes	Yes	Yes
United Securities	Yes	No	Yes	Yes
Sterling Registrars	Yes	Yes	Yes	Yes
Mainstreet Registrars	Yes	No	Yes	Yes
Unity Registrars	Yes	No	Yes	Yes
EDC Registrars	NA	NA	NA	NA
Union Registrars	NA	NA	NA	NA
Flourmills Registrars	NA	NA	NA	Yes
UAC Registrars	NA	NA	Yes	Yes

Source: TheAnalyst

Test Carried out on June 3rd, 2014 between 2.10pm to 4.01pm

Related News:

[UPDATE: CONOIL, OANDO and 86 Others Yet to Comply With 2013 Filing Calendar](#)

[CONOIL, OANDO and 89 Others Yet to File their 2013 Audited Results](#)

[NSE Grants Listed Companies One Month Grace Period for Rendition of Audited '13 Results](#)

[Service levels in Nigeria's Capital Market is improving – SSS Report](#)




[Service Delivery Propelled by Innovations in the NCM - June 2014 SSS Report](#)



Nigeria's leading online business, finance and economic television and video blog service.

WebTV Nigeria

The Upper Room
Plot 590b Lekan Asuni Close, Ormole Phase II, Isheri LGA,
P.O.Box 18782, Ikeji, Lagos, Nigeria
T: 014543811
W: www.webtvng.com

 WebTVng  WebTV-NG  WebTV Nigeria





QUOTED COMPANIES' WEBSITE/SOCIAL MEDIA

A review of quoted firms website and social media presence was conducted to determine their IR service variables and outcomes as contained in the table below

Quoted Firms Website Review				
Company Name	Functional Website		Social Media	
	Status	IR Page	Twitter Handle (@)	Facebook
7-UP BOTTLING COMP. PLC.	-	NA	7up	Yes
A.G. LEVENTIS NIGERIA PLC.	-	Yes	AGLeventisPlc	Yes
ABBEY MORTGAGE BANK PLC	-	Yes	AbbeyMortgage	Yes
ACADEMY PRESS PLC.	-	NA	NA	NA
ACCESS BANK PLC.	-	Yes	Myaccessbank	Yes
ADSWITCH PLC.	NA	NA	NA	NA
AFRICA PRUDENTIAL REGISTRARS PLC	-	Yes	NA	Yes
AFRICAN ALLIANCE INSURANCE COMPANY PLC	-	NA	AfricanAllianc1	NA
AFRICAN PAINTS (NIGERIA) PLC.	NA	NA	NA	NA
AFRIK PHARMACEUTICALS PLC.	NA	NA	NA	NA
AFROMEDIA PLC	-	NA	afromediaplncg	Yes
AIICO INSURANCE PLC.	-	Yes	NA	Yes
AIRLINE SERVICES AND LOGISTICS PLC	-	NA	NA	NA
ALUMINIUM EXTRUSION IND. PLC.	NA	NA	NA	NA
ALUMINIUM MANUFACTURING COMPANY PLC	NA	NA	NA	NA
ANINO INTERNATIONAL PLC.	-	NA	NA	NA
ARBICO PLC.	-	NA	NA	NA
ASHAKA CEM PLC	NA	NA	NA	NA

The April 2019 Nigerian Capital Market Service Report

<u>ASO SAVINGS AND LOANS PLC</u>	-	Yes	ASO_SAVINGS	Yes
<u>ASSOCIATED BUS COMPANY PLC</u>	-	NA	NA	Yes
<u>AUSTIN LAZ & COMPANY PLC</u>	-	NA	NA	NA
<u>AVON CROWNCAPS & CONTAINERS</u>	-	NA	NA	NA
<u>B.O.C. GASES PLC.</u>	-	NA	NA	NA
<u>BECO PETROLEUM PRODUCT PLC</u>	-	NA	NA	NA
<u>BERGER PAINTS PLC</u>	-	NA	NA	NA
<u>BETA GLASS CO PLC.</u>	NA	NA	NA	NA
<u>C & I LEASING PLC.</u>	-	NA	NA	NA
<u>CADBURY NIGERIA PLC.</u>	-	NA	NA	NA
<u>CAP PLC</u>	-	NA	NA	NA
<u>CAPITAL HOTEL PLC</u>	-	NA	CapitalHotelPlc	NA
<u>CAPITAL OIL PLC</u>	-	NA	CAPITALOILNIG	Yes
<u>CAPPA & D'ALBERTO PLC.</u>	-	NA	NA	NA
<u>CAVERTON OFFSHORE SUPPORT GRP PLC</u>	-	Yes	CavertonGroup	Yes
<u>CEMENT CO. OF NORTH.NIG. PLC</u>	-	Yes	NA	NA
<u>CHAMPION BREW. PLC.</u>	-	Yes	NA	NA
<u>CHAMS PLC</u>	-	Yes	chams_plc	Yes
<u>CHELLARAMS PLC.</u>	-	Yes	NA	NA
<u>COMPUTER WAREHOUSE GROUP PLC</u>	-	Yes	CWGAfrica	Yes
<u>CONOIL PLC</u>	-	Yes	conoilplc	Yes
<u>CONSOLIDATED HALLMARK INSURANCE PLC</u>	-	Yes	ConHallmark	Yes
<u>CONTINENTAL REINSURANCE PLC</u>	-	Yes	NA	NA
<u>CORNERSTONE INSURANCE COMPANY PLC.</u>	-	Yes	cornerstone_ng	Yes
<u>COSTAIN (W A) PLC.</u>	NA	NA	NA	NA
<u>COURTEVILLE BUSINESS SOLUTIONS PLC</u>	-	Yes	CourtevillePLC1	Yes
<u>CUSTODIAN AND ALLIED PLC</u>	-	Yes	CAIPLC	Yes
<u>CUTIX PLC.</u>	-	NA	NA	NA

The April 2019 Nigerian Capital Market Service Report

DAAR COMMUNICATIONS PLC	-	NA	DAARCorporate	Yes
DANGOTE CEMENT PLC	-	Yes	DangoteCement	Yes
DANGOTE FLOUR MILLS PLC	-	NA	NA	NA
DANGOTE SUGAR REFINERY PLC	-	NA	NA	NA
DEAP CAPITAL MANAGEMENT & TRUST PLC	NA	NA	NA	NA
DIAMOND BANK PLC	-	Yes	diamondbankng	Yes
DN MEYER PLC.	-	Yes	meyerpaints	Yes
DN TYRE & RUBBER PLC	-	NA	NA	NA
ECOBANK TRANSNATIONAL INCORPORATED	-	Yes	GroupEcobank	Yes
EKOCORP PLC.	NA	NA	NA	NA
ELLAH LAKES PLC.	-	NA	NA	Yes
EQUITY ASSURANCE PLC.	-	NA	EQUITYASSUR	Yes
ETERNA PLC.	-	NA	NA	NA
E-TRANZACT INTERNATIONAL PLC		NA	eTranzactPLC	Yes
EVANS MEDICAL PLC.	-	NA	evansmedicalplc	Yes
FBN HOLDINGS PLC	-	Yes	FirstBankngr	Yes
FCMB GROUP PLC.	-	Yes	myfcmf	Yes
FIDELITY BANK PLC	-	Yes	fidelitybankplc	Yes
FIDSON HEALTHCARE PLC	-	NA	fidsonhealthPLC	Yes
FIRST ALUMINIUM NIGERIA PLC	-	Yes	fanplc	Yes
FLOUR MILLS NIG. PLC.	-	Yes	GPennyFoods	Yes
FORTE OIL PLC.	-	NA	ForteOilNG	Yes
FORTIS MICROFINANCE BANK PLC	-	Yes	FORTISMFB	Yes
FTN COCOA PROCESSORS PLC	-	NA	FTNCocoa	NA
G CAPPA PLC	-	NA	NA	NA
GLAXO SMITHKLINE CONSUMER NIG. PLC.	-	Yes	GSK	Yes
GOLDEN GUINEA BREW. PLC.	NA	NA	NA	NA
GOLDLINK INSURANCE PLC	-	Yes	goldlinkinsur	Yes
GREAT NIGERIAN	-	Yes	NA	Yes

The April 2019 Nigerian Capital Market Service Report

<u>INSURANCE PLC</u>				
GREIF NIGERIA PLC	NA	NA	NA	NA
<u>GUARANTY TRUST BANK PLC.</u>	-	Yes	gtbank	Yes
<u>GUINEA INSURANCE PLC.</u>	-	Yes	guineainsurance	Yes
<u>GUINNESS NIG PLC</u>	-	Yes	guinnessng	Yes
<u>HONEYWELL FLOUR MILL PLC</u>	-	Yes	honeywellflour	Yes
IKEJA HOTEL PLC	NA	NA	NA	NA
<u>INFINITY TRUST MORTGAGE BANK PLC</u>	-	Yes	itmbplc	Yes
<u>INTERLINKED TECHNOLOGIES PLC</u>	-	Yes	NA	NA
INTERNATIONAL BREWERIES PLC.	NA	NA	NA	NA
<u>INTERNATIONAL ENERGY INSURANCE COMPANY PLC</u>	-	NA	NA	NA
INVESTMENT AND ALLIED ASSURANCE	NA	NA	NA	NA
<u>IPWA PLC</u>	-	NA	NA	NA
<u>JAPPAUL OIL & MARITIME SERVICES PLC</u>	-	NA	NA	Yes
<u>JOHN HOLT PLC.</u>	-	NA	johnholtng	Yes
JOS INT. BREWERIES PLC.	NA	NA	NA	NA
JULI PLC.	NA	NA	NA	NA
<u>JULIUS BERGER NIG. PLC.</u>	-	Yes	NA	Yes
<u>LAFARGE AFRICA PLC.</u>	-	NA	LafargeGroup	Yes
LASACO ASSURANCE PLC.	NA	NA	NA	NA
<u>LAW UNION AND ROCK INS. PLC.</u>	-	NA	lasaco	Yes
<u>LEARN AFRICA PLC</u>	-	NA	NA	Yes
LENNARDS (NIG) PLC.	NA	NA	NA	NA
<u>LINKAGE ASSURANCE PLC</u>	-	Yes	LinkageNg	Yes
<u>LIVESTOCK FEEDS PLC.</u>	-	NA	NA	NA
<u>MANSARD INSURANCE PLC</u>	-	Yes	NA	Yes
MASS TELECOMMUNICATION INNOVATIONS NIGERIA PLC	NA	NA	NA	NA
<u>MAY & BAKER NIGERIA PLC.</u>	-	NA	maybakernigeria	Yes
<u>MCNICHOLS PLC</u>	-	Yes	NA	Yes

The April 2019 Nigerian Capital Market Service Report

MOBIL OIL NIG PLC.	-	NA	NA	NA
MORISON INDUSTRIES PLC.	-	NA	NA	NA
MRS OIL NIGERIA PLC.	-	Yes	NA	NA
MTECH COMMUNICATIONS PLC	-	NA	NA	NA
MULTI-TREX INTEGRATED FOODS PLC	NA	NA	NA	NA
MULTIVERSE PLC	-	Yes	MultiversePlc	NA
MUTUAL BENEFITS ASSURANCE PLC.	-	Yes	NA	Yes
N NIG. FLOUR MILLS PLC.	NA	NA	NA	NA
N.E.M INSURANCE CO (NIG) PLC.	-	Yes	neminsurance1	Yes
NATIONAL SALT CO. NIG. PLC	-	NA	NA	NA
NAVITUS ENERGY PLC	-	NA	NA	NA
NCR (NIGERIA) PLC.	NA	NA	NA	NA
NEIMETH INTERNATIONAL PHARMACEUTICALS PLC	-	NA	neimethplc	Yes
NESTLE NIGERIA PLC.	-	Yes	nestle	Yes
NIG SEW. MACH. MAN. CO. PLC.	NA	NA	NA	NA
NIGER INSURANCE CO. PLC.		Yes	Niger_Insurance	Yes
NIGERIA ENERYGY SECTOR FUND	NA	NA	NA	NA
NIGERIA-GERMAN CHEMICALS PLC.	-	NA	NA	NA
NIGERIAN AVIATION HANDLING COMPANY PLC	-	Yes	nahco_aviance	NA
NIGERIAN BREW. PLC.	-	Yes	NBPlc	Yes
NIGERIAN ENAMELWARE PLC.	NA	NA	NA	NA
NIGERIAN ROPES PLC	-	NA	NA	NA
NIGERIAN WIRE AND CABLE PLC.	NA	NA	NA	NA
NPF MICROFINANCE BANK PLC	-	NA	NA	NA
OANDO PLC	-	Yes	Oando_PLC	Yes
OASIS INSURANCE PLC	-	NA	OasisPlc	Yes
OKOMU OIL PALM PLC.	-	NA	okomuoilpalm	Yes
OMATEK VENTURES PLC	-	NA	NA	NA

The April 2019 Nigerian Capital Market Service Report

OMOLUABI SAVINGS AND LOANS PLC	NA	NA	NA	NA
P S MANDRIDES & CO PLC.	NA	NA	NA	NA
P Z CUSSONS NIGERIA PLC.	-	Yes	NA	Yes
PAINTS AND COATINGS MANUFACTURES PLC	-	NA	NA	Yes
PHARMA-DEKO PLC.	-	Yes	NA	Yes
PORTLAND PAINTS & PRODUCTS NIGERIA PLC	-	NA	SandtexPaints	Yes
PREMIER BREWERIES PLC	NA	NA	NA	NA
PREMIER PAINTS PLC.	-	NA	PremierPlc	Yes
PRESCO PLC	-	Yes	NA	Yes
PRESTIGE ASSURANCE CO. PLC.	-	NA	NA	Yes
R T BRISCOE PLC.	-	NA	RTBriscoe1	Yes
RAK UNITY PET. COMP. PLC.	NA	NA	NA	NA
RED STAR EXPRESS PLC	-	NA	NA	NA
REGENCY ALLIANCE INSURANCE COMPANY PLC	-	NA	RegencyAlliance	Yes
RESORT SAVINGS & LOANS PLC	-	NA	ResortSavings	Yes
ROADS NIG PLC.	NA	NA	NA	NA
ROKANA INDUSTRIES PLC.	-	NA	NA	NA
ROYAL EXCHANGE PLC.	-	Yes	NA	Yes
S C O A NIG. PLC.	-	NA	NA	NA
SECURE ELECTRONIC TECHNOLOGY PLC	NA	NA	NA	NA
SEPLAT PETROLEUM DEVELOPMENT COMPANY LTD	-	Yes	SEPLATPetroleum	Yes
SKYE BANK PLC	-	Yes	SkyeBankNigeria	Yes
SKYE SHELTER FUND PLC	-	Yes	NA	NA
SMART PRODUCTS NIGERIA PLC	NA	NA	NA	NA
SOVEREIGN TRUST INSURANCE PLC	-	NA	Stiplc	Yes
STANBIC IBTC HOLDINGS PLC	-	Yes	stanbicibtc	Yes
STANDARD ALLIANCE INSURANCE PLC.	NA	NA	NA	NA
STANDARD TRUST	-	Yes	stacoinsured	Yes

The April 2019 Nigerian Capital Market Service Report

ASSURANCE PLC				
STERLING BANK PLC.	-	Yes	sterling_bankng	Yes
STOKVIS NIG PLC.	NA	NA	NA	NA
STUDIO PRESS (NIG) PLC.	-	NA	studiopress	Yes
TANTALIZERS PLC	-	NA	tantalizersplc	Yes
THOMAS WYATT NIG. PLC.	-	NA	NA	NA
TOTAL NIGERIA PLC.	-	NA	TotalNigeriaPlc	NA
TOURIST COMPANY OF NIGERIA PLC.	-	NA	NA	NA
TRANSNATIONAL CORPORATION OF NIGERIA PLC	-	Yes	TranscorpPLC	Yes
TRANS-NATIONWIDE EXPRESS PLC.	-	NA	tranexinfo	Yes
TRIPPLE GEE AND COMPANY PLC.	-	Yes	NA	NA
U A C N PLC.	-	Yes	NA	NA
U T C NIG. PLC.	-	NA	NA	Yes
UACN PROPERTY DEVELOPMENT CO. LIMITED	-	Yes	NA	NA
UNITED CAPITAL PLC	-	Yes	UBACapitalGroup	Yes
UNIC INSURANCE PLC.	-	Yes	NA	NA
UNILEVER NIGERIA PLC.	-	NA	NA	NA
UNION BANK NIG.PLC.	-	NA	UNIONBANK_NG	Yes
UNION DIAGNOSTIC & CLINICAL SERVICES PLC	-	NA	NA	NA
UNION DICON SALT PLC.	NA	NA	NA	NA
UNION HOMES REAL ESTATE INVESTMENT TRUST (REIT)	NA	NA	NA	NA
UNION HOMES SAVINGS AND LOANS PLC.	NA	NA	NA	NA
UNITED BANK FOR AFRICA PLC	-	Yes	UBAGroup	Yes
UNITY BANK PLC	-	Yes	UnityBankPlc	Yes
UNITY KAPITAL ASSURANCE PLC	-	NA	NA	NA
UNIVERSAL INSURANCE COMPANY PLC	-	Yes	NA	NA
UNIVERSITY PRESS PLC.	-	Yes	UPPLC	Yes

The April 2019 Nigerian Capital Market Service Report

UPDC REAL ESTATE INVESTMENT TRUST	-	Yes	NA	NA
VITAFOAM NIG PLC.	-	NA	vitafoamng	Yes
VONO PRODUCTS PLC.	-	NA	NA	NA
W A GLASS IND. PLC.	NA	NA	NA	NA
WAPIC INSURANCE PLC	-	Yes	WapicPlc	Yes
WEMA BANK PLC.	-	Yes	Wemabank	Yes
ZENITH INTERNATIONAL BANK PLC	-	Yes	Zenithbank	Yes

Source: *TheAnalyst*

Test Carried out from Dec 15th to 29th, 2014. 6.10pm



ADVICE TO USERS OF THIS REPORT

You are given the limited right to print this report and to distribute it by any means. You can print out pages and use them in your private discussion groups as long as you acknowledge PROSHARE and you do not alter the report in any way. Most importantly, you should not charge for it.

Stock trading is inherently risky and you agree to assume complete and full responsibility for the outcomes of all trading decisions that you make, including but not limited to loss of capital. None of the stock trading calls made by Proshare, its analyst board, employees, contributing partners and companies associated with it should be construed as an offer to buy or sell securities, nor advice to do so. Proshare is not responsible for any errors, omissions or representations on any of the pages in this report. Proshare does not endorse in anyway any advertisers or firm(s) used as case studies in the report. Please verify the veracity of all information on your own before undertaking any alliance.

Our opinions and analyses are based on sources believed to be reliable and are written in good faith, but no representation or warranty, expressed or implied, is made as to their accuracy or completeness. The information in this report is updated from time to time. Proshare however excludes any warranties (whether expressed or implied), as to the quality, accuracy, efficacy, completeness, performance, fitness or any of the contents of the report, including (but not limited) to any comments, feedback, interviews, articles reproduced and advertisements contained in the report.

All information contained in our report or on our website should be independently verified with the companies mentioned.

The editor and publisher are not responsible for errors or omissions. You should consult a qualified broker or other financial advisor prior to making any actual investment or trading decisions. You agree to not make actual stock trades based on comments in the report, nor on any techniques presented nor discussed in this report or any other form of information presentation. All information is for educational and informational use only. You agree to consult with a registered investment advisor, which we are not, prior to making any trading decision of any kind. Hypothetical or simulated performance results have certain inherent limitations. Unlike an actual performance record, simulated results do not represent actual trading. Since the trades have not been executed, the results may have under or over compensated for the impact. No representation is being made that any account will or is likely to achieve profits or losses similar to those shown in the report.

Proshare receives no compensation of any kind from any companies that may be mentioned in our reports or on our web site. Any opinions expressed are subject to change without notice. Owners, employees and writers may hold positions in the securities that are discussed in our report or on our web site. Any reference to a trade mentioned in the report or website, e-mail, publication or material is hypothetical and is not an actual trade. Hypothetical performances and results do not represent actual cost of a trade.

We encourage all investors to use the information in the report as a resource only to further their own research on all featured companies, stocks, sectors, markets and information presented in the report and on our site.

Nothing published in this report and on our site should be considered as investment advice. Any prediction made on the direction of the stock market or on the direction of individual stocks may prove to be incorrect. Readers/Users/visitors are expected to refer to other investment resources to verify the accuracy of the data published in the report on their own. Neither Proshare nor its principals, agents, associates, employees or licensed stockbrokers, are licensed to provide investment advice through this publication.

No materials in the report, either on behalf of Proshare, or any participant in The Analyst Network should be taken as investment advice directly, indirectly, implicitly, or in any manner whatsoever, including but not limited to trading of stocks on a short term or long term basis, or trading of any financial instruments whatsoever. Past Performance Is Not Indicative of Future Returns. All analyst commentary provided in this report is provided for information purposes only. This information is NOT a recommendation or solicitation to buy or sell any securities. Your use of this and all information contained in this report is governed by this Terms and Conditions of Use. This material is based upon information that we consider reliable, but we do not represent that it is accurate or complete, and that it should be relied upon, as such.

You should not rely solely on the Information in making any investment. Rather, you should use the Information only as a starting point for doing additional independent research in order to allow you to form your own opinion regarding investments. By using this report including any software and content contained therein, you agree that use of the Service is entirely at your own risk. Any information, opinions, advice or offers posted

by any person or entity logged in to the Proshare website or any of its associated sites is to be construed as public conversation only. Proshare makes no warranties and gives no assurances regarding the truth, timeliness, reliability, or good faith of any material posted at Proshare.

Proshare Nigeria is the country's premier investor relations/education and analyst services platform providing a critical role in ensuring that market confidence & safety is enshrined in the conduct of/and market reliance on the information and activities of firms quoted on the Nigerian Stock Exchange; as a wealth creator for the investing public. In delivering this service, the firm works with and through organisations with distinct service competencies in stock investment analysis, investor tools and solutions and capital market practices; all designed to provide investors with a credible resource for intelligent decision making.

The firm takes extra steps to ensure that information provided by it are accurate, fact checked and validated for compliance with internationally acceptable standards and practices. While this report is checked for accuracy, we are not liable for any incorrect information included. We recommend that you make enquiries based on your own circumstances and, if necessary, seek professional advice before entering into transactions. We are always happy to receive your comments on how we can improve our services and make it more meaningful to the investing public. Should you be interested in contacting us for further discussions on how such reports can be made more meaningful to you or your organisation/investment club; kindly contact analyst@proshareng.com